

Have a new sewing machine & need a replacement flat-bed fitting for your Horn cabinet....?

Extra flatbed Inserts are available in either an uncut condition to act as a filler for the opening or cut to fit around your sewing machine. There are many different types of insert/ inset now so when ordering its essential to have the measurements of the size of the rectangular opening in your Horn sewing cabinet to hand in order for us to take your order and supply you with the correct sized fitting. The information we require from you when placing an order is (See diagram below);

- The make/ brand and model number or name of your particular sewing machine.
- The length and width of the aperture/ opening that is cut into your cabinet.
- The type of fitting you require. Either an insert, (which has a lip around the edge to prevent it falling through the hole) or an inset, (has no lip and sits inside the hole on a ledge).

Also any information labelled on your old insert will help identify the correct insert size that you will need.

Inserts (have a lip around the edge)
1925 (Hide-away) £37.95 inc P&P (300 x 285mm approx.)
1927 (Standard) £49.95 inc. P&P (480 x 285mm approx.)
1929 (Long) £53.95 inc. P&P (530 x 285mm approx.)
1932 (Maxi insert) £65.95 inc. P&P (615 x 325mm approx.)

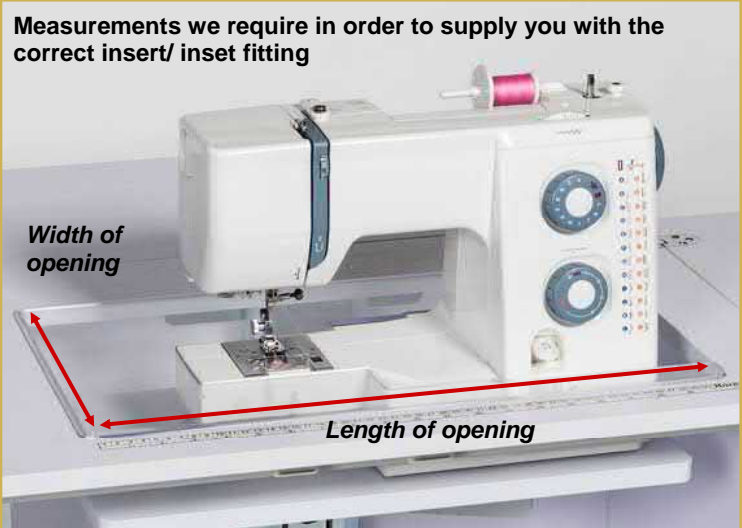
Insets (have no lip)
1939 (New Nova) £65.95 inc. P&P (545 x 300mm approx.)
1942 (QD Mk2,etc) £65.95 inc. P&P (615 x 330mm approx.)
1952 (Maxi inset) £65.95 inc. P&P(625 x 339mm approx.)

Flatbed adapter kit (Only suitable for 480 & 530mm openings)
1928 £49.95 inc P&P

Flatbed extension table adapter with adjustable legs; cut to fit your sewing machine. Page 32.
(487 x 294mm table size approx.) £59.95 inc. P&P

NEW!! Extra large flatbed extension table adapter with adjustable legs; cut to fit your sewing machine. Page 33.
(600 x 450mm table size approx.) £99.95 inc. P&P

Measurements we require in order to supply you with the correct insert/ inset fitting



Width of opening

Length of opening

ORDER AN INSERT TO FIT YOUR NEW MACHINE TODAY!

A Guide to the Horn delivery service....

A brief explanation of how our delivery system operates:
Stock availability allowing & unless otherwise stated, all deliveries using our own vehicles will be carried out within a 28 working day period starting from the day of us receiving your order. This is not to be understood that the delivery will actually take place on the 28th day of your order, this period is only meant as a general guide and should be viewed as the maximum period that your delivery might be, it may well be that it will take place sooner than this depending on when we are next in your area. Whatever period it is we will never arrive unannounced and will always give you notice of delivery by telephone usually giving a minimum of 3 days notice with not only the day of delivery but also with a 3 hour delivery slot on that day so as not to inconvenience you more than is necessary. **With this, our standard service, your flexibility with time is needed and necessary to allow the delivery to take place with ease.** Some however may require a quicker delivery than this which can be offered by using a specialist outside carrier, although this will incur an extra charge (also stock and the area that you live allowing) this can usually be made within a 7-10 day period from us receiving the order. Please note that there is no installation of your cabinet with this service as the delivery isn't made using our representatives, this also applies to any delivery made in Zone C of our map shown opposite. Please contact us for more information on this service or for a tailored quote.

Dealer Stamp

For the most up to date prices on the latest Horn sewing cabinets and furniture, visit sewingmachinesales.co.uk or singermachines.co.uk

Both offer best value with free delivery to most of the UK

Zone A £29.00

Zone B £39.00
The Zone B charge in Cornwall applies south of the A3058, St Austell to Newquay Road.

Zone C Price on request
We cannot offer our installation service in these area's as deliveries are usually carried out by outside carriers

Please be aware that there is only one driver to carry out the delivery and he/ she cannot be held under any obligation to take your cabinet upstairs. Any stairs mounted are wholly at the driver's discretion. Please also note that due to boxed sizes it is not possible for our driver to take the SUPERIOR (2042) or Maxi Hobby table (2005) up any stairs.

The Zone C charge in London applies to an address inside the Congestion charge zone.

HORN..... Exceptional delivery & installation service; talk with any existing Horn delivery and they will have only praise for our service or take a look at our website.





To find out where your nearest Horn outlet is or for more product information please contact:



Horn Furniture (UK) Limited,
Unit 12, Oaktree Business Centre,
Spitfire Way, South Marston Park,
Swindon, SN3 4TX.
Tel: 01793 834304
Email: info@hornfurniture.co.uk
Web: www.hornfurniture.co.uk

We reserve the right to change the construction, the measures, the colour and the design. All measurements are approximate & accessories are not included. The colours and veins of finishes are subject to technical alteration and deviations, the colours in this brochure are only meant as a guide, accuracy can't be guaranteed. Beech and White finished units are the same colour inside & out but other finishes have a cream effect interior- if in doubt please request a sample.

Electric lifter upgrade now available with certain models!
(See page 39 for more information)





Your sewing room in a cabinet!

2018/19

For information on our delivery service, please see the back page.



Horn
Crafting... Quilting... Sewing Furniture
www.hornfurniture.co.uk

The SUPERIOR

- our biggest & best, now even better!



The SUPERIOR - Closed
From its large proportions when opened, it has the ability to close down dramatically

Building on the huge popularity of the ECLIPSE the SUPERIOR adds even more to that original break through design. It offers even more leg room, it has even more storage, it's designed with the much talked of 'centre of needle' sewing position, it has even more large castors, not just for easy mobility but for stability to, even with its large size they will enable you to move it easily into position. It has the huge work area at the back of your machine which is supported with a sturdy gate leg, this will allow you when needed the beauty of extra support with larger projects it will offer you comfort and consistency of stitch, something that you may never have experienced before. Due to its individual design and size it allows the user to carry out several different projects at once, the user can stand to the right of their machine and piece together for instance whilst on the far left can sit at another piece of equipment entirely, their overlocker perhaps, or maybe pressing items with an iron and pressing mat - it allows you the room to decide. It's for those of you who want that bit more, who need that extra space, who have that bit more room to fill. **It's the ECLIPSE but on a grand scale.**



The SUPERIOR -
Fully expanded the clever design allows you to relocate the pull out caddy onto the door by means of keyhole connectors thus giving even greater access & leg room



A view from the back - a huge well supported gate legged back work area with plenty of legroom


Go Electric!

with this model
(See page 39 for more information)

Now fitted with a new 'inset' design where the inset sits inside the aperture on a ledge thus giving an even flusher, smoother, sturdier surface from table top to machine arm.... You'll love it!



Colour Chart



Teak, Beech, White

Centre of needle sewing position & back supported work area - making it ideal for all large sewing projects

Wide open spaces!



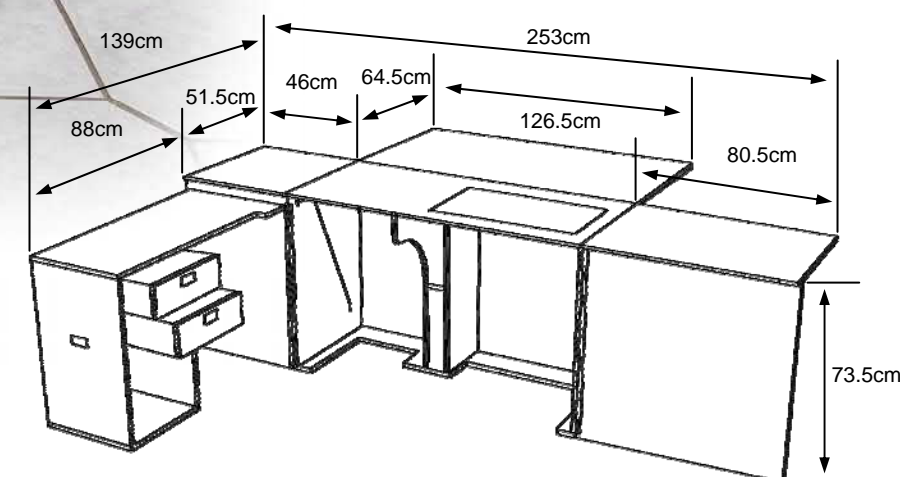
Now fitted with a cable port to the back of the cabinet for improved cable management

Fitted with our Horn Maxi air-lifter!

Ideal for the new extra large sewing machines, such as- Pfaff Icon, Bernina 700 & 800 series, Brother V series, Janome Horizon Range and Husqvarna Epic amongst many others but its not just for larger machines its also ideal for any size of domestic sewing machine!

(Take a look at page 38 to see how the air-lift works)

- Centre of the needle sitting position, allows you to be directly in front of the needle when sewing.
- Extra stable, open base construction; 12 easy rolling (4 lockable castors), are attached to a specially designed reinforced frame.
- 3 step push down release maxi air-lift mechanism means a quick push down moves your machine from storage to flatbed to free-arm positions and will fit virtually all domestic sewing machines on the market old or new! Most overlockers too!
- A versatile caddy system which glides out easily and can be positioned for either close-in sewing/embroidery or quickly expanded to a more spacious operating set up.
- Spacious, see through door storage bins make finding thread etc.. Easy!
- The work surface is fitted with flush mounted non snag hinges.
- Two drawers with steel gliders and a handy magazine compartment which adds even more storage.
- Huge work area at the back of the machine. Lifts up easily when needed and down when not (so it doesn't have to be open all the time). It has a very sturdy gate leg design with Quilters/ Patchworkers in mind but is ideal for all sewing projects.
- Stores both a sewing machine and an overlocker or maybe a second smaller portable craft class machine.
- Entire cabinet glides closed, and locks for child safety when not in use.
- Handy storage holder for your machine insert.
- Attractive soft formed edging finish to the tops.
- Arrives fully assembled. The cabinet is beautifully finished front to back, inside and out.



CLOSED - WIDE 126.5cm (50") DEEP 56cm inc. drop leaf back (22") HIGH 76cm (29 3/4")

PLEASE NOTE: Due to its size and weight we regret that this cabinet is too large to be taken up an internal staircase by our driver.

MODEL 2042 Price includes flatbed inset (The Cutting mat shown is an optional extra - see page 37)

The Maxi-ECLIPSE

- Our most popular cabinet ... just got even better!

Go Electric!

with this model
(See page 39 for more information)

Our most popular unit ever!



Now fitted with a cable port to the back of the cabinet for improved cable management



The ECLIPSE - shown here from the back view - gives a huge, sturdy, gate leg supported work area



Now fitted with a new 'inset' design where the inset sits inside the aperture on a ledge thus giving an even flusher, smoother, sturdier surface from table top to machine arm.... You'll love it!

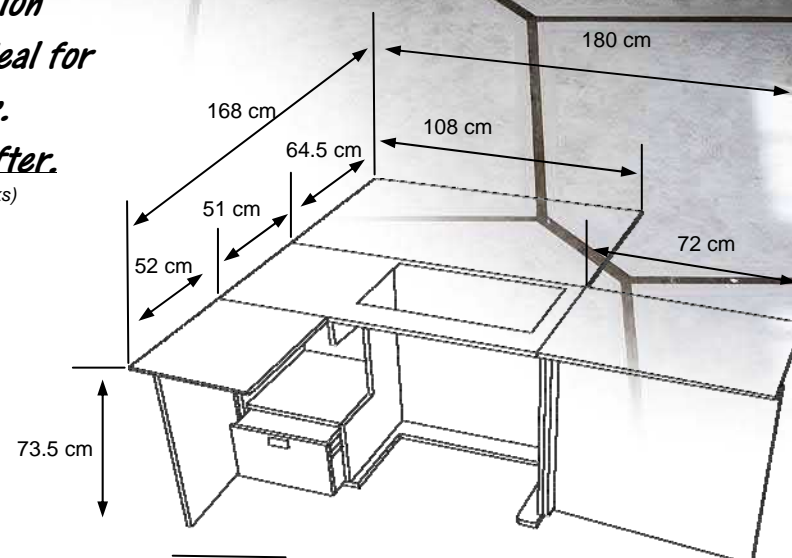
Centre of needle sewing position & back supported work area - ideal for all large sewing applications.
Now fitted with our Maxi air-lifter.
(Take a look at page 38 to see how the air-lift works)

- Centre of the needle sitting position, allows you to be directly in front of the needle when sewing.
- Extra stable, open base construction; 8 easy rolling (3 lockable) castors, are attached to a specially designed reinforced frame.
- 3 step push down release air-lift mechanism means a quick push down moves your machine from storage to flatbed to free-arm positions and will virtually fit all domestic sewing machines on the market old or new!
- Spacious, see through door storage bins make finding thread etc.. Easy!
- Door storage bins are recessed under the lid by means of a specially constructed angled door system this allows your fabric to drape down without catching or disturbing the door bin contents.
- A large deep drawer with steel gliders.
- Huge work area at the back of the machine. Lifts up easily when needed and down when not (so it doesn't have to be open all the time). It has a very sturdy gate leg design with Quilters/ Patchworkers in mind but is ideal for all sewing projects.
- Stores both a sewing machine and an overlocker. Or maybe a second smaller portable class machine
- Entire cabinet glides closed, and locks for child safety when not in use.
- Handy storage holder for your machine insert.
- Attractive soft formed edging finish to the tops.
- Arrives fully assembled, the cabinet is beautifully finished front to back, inside and out.

Colour Chart



Teak, Beech, Medium Oak, Light Oak, White



New Dimensions...now with more depth and width!

CLOSED - WIDE 108cm (42½") DEEP 57cm inc. drop leaf back (22½") HIGH 76cm (29¾")
(Internal dims for overlocker space - WIDE 34cm, DEEP 47.5cm, HIGH 42cm)



The ECLIPSE - Very compact when closed. Shown here in our clean white finish.

MODEL 2022 Price includes flatbed inset. (The Cutting mat shown is an optional extra - see pg.37)

The QUILTER'S DELIGHT MK2

- a uniquely designed Quilting table..... for you & your sewing machine!

Huge working area when your machine is away and the back area is up

INCLUDED- a handy mobile set of drawers which when stored sits tidily inside the main table, so reducing its floor space, but when pulled out to be used it can be moved to any position best suited for you.

The QD2 - Closed down (with hole filler piece in place)



You wanted :

- ▶ A large working area positioned all around you and able to support even the largest projects,
- ▶ A handy shelf to the right of your machine,
- ▶ Rounded off corners to prevent your projects from catching,
- ▶ A greater seating area ,
- ▶ More drawer storage,
- ▶ A large flat area to cut out / piece on when the machine is away,
- ▶ Arrives with everything included for one unbeatable price,
- ▶ The ability to accommodate most of the largest sewing machines, It's what you've been waiting for.... Order yours today!

INCLUDED- the QD2 is automatically supplied with a filler piece which fills in the hole left when your machine is stored away, so with the back area up it will create a large solid cutting area.



The QD2 - with the back work surface down



The QD2 - with the back work area up - rigid stability on the 2 supporting legs!

A work bench purpose made for Quilting!

You can add to your storage with our Rolla storage unit



Colour Chart



Beech, White

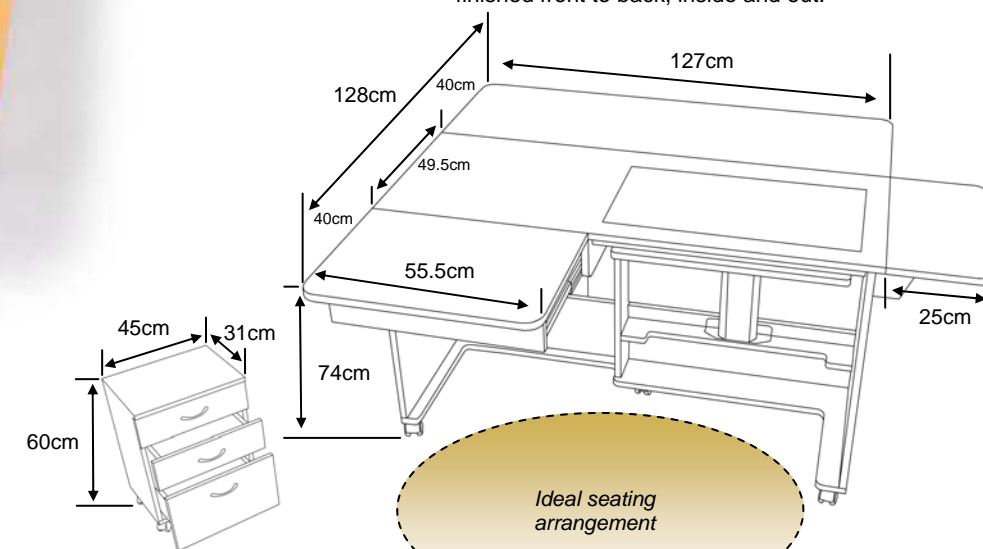
Now fitted with a new 'inset' design where the inset sits inside the aperture on holders thus giving an even flusher, smoother, sturdier surface from tabletop to machine arm.... You'll love it!



Fitted with our Horn Maxi air-lifter!
Ideal for the new extra large sewing machines- such as the Bernina 700 & 800 series, Brother V Series Janome Horizon Range & Husqvarna Epic amongst others but its not just for larger machines its also ideal for all normal sized domestic sewing machines too!

(Take a look at page 38 to see how the air-lift works)

- ▶ Centre of the needle sitting position, allows you to be directly in front of the needle when sewing.
- ▶ Extra stable, open base construction; 7 easy rolling lockable castors (main unit) & 4 on the set of drawers, attached to a specially designed reinforced frame.
- ▶ 3 step push down release air-lift mechanism means a quick push down moves your machine from storage to flatbed to free-arm positions and will fit virtually all domestic sewing machines on the market old or new!
- ▶ A Handy set of mobile drawers included.
- ▶ Back work area behind the sewing machine. Lifts up easily when needed and down when not (so it doesn't have to be open all the time). It has a very sturdy dual gate leg design with Quilters/ Patchworkers in mind but is ideal for any sewing project.
- ▶ Additional filler piece included. So you can fill in the hole that is left when the machine is down. This gives you a large area to cut out, piece on etc...
- ▶ Extra work surfaces to the left & right of you.
- ▶ Handy storage 'cubby hole' under the left side flap for machine accessories.
- ▶ Arrives fully assembled, the cabinet is beautifully finished front to back, inside and out.



CLOSED - WIDE 127cm (50") DEEP 52cm inc. drop leaf back (20") HIGH 74cm (29")

MODEL 2032 Price includes flatbed inset

The QD2 - opens up to offer you not only a huge supported work space every where you need it but a great deal of storage too!

Please note that this cabinet is very big and any stairs mounted will be at the driver's discretion

The Maxi OUTBACK

- still as compact & now fitted with our maxi- lifter!

Improved Design!

Just 2ft 9ins by 1ft 10ins when its closed!



When the back work area's up, its ideal for working on.
(The Cutting mat shown is an optional extra)




Now fitted with a new 'inset' design where the inset sits inside the aperture on a ledge thus giving an even flusher, smoother, sturdier surface from tabletop to machine arm.... You'll love it!

Go Electric!
with this model
(See page 39 for more information)

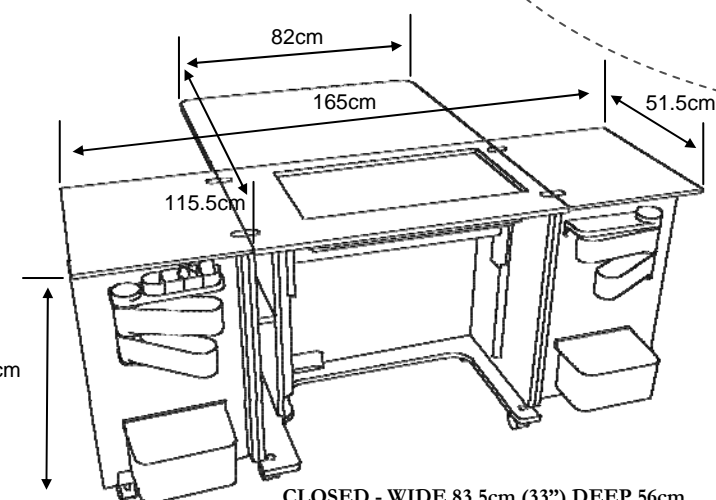
The smallest cabinet to be fitted with our Maxi-lifter!

-a compact cabinet that can fit into any home and is able to fit even the biggest sewing machines on the market today; i.e. Bernina 700 & 800 series, Brother V series, Janome Horizon Range and Husqvarna Epic to name a few....
(Take a look at page 38 to see how the air-lift works)

- Centre of the needle sitting position, allows you to be directly in front of the needle when sewing.
- Extra stable, open base construction; 7 easy rolling (3 lockable) castors, are attached to a specially designed reinforced frame.
- 3 step push down release maxi air-lift mechanism means a quick push down moves your machine from storage to flatbed to free-arm positions and will fit virtually all domestic sewing machines on the market old or new!
- Spacious, see through door bins are recessed under the lid by means of a specially constructed angled door system this allows your fabric to drape down without catching or disturbing the door bin contents. Also a handy magazine compartment with dividing shelf which adds even more storage.
- The work surface is fitted with flush mounted non snag hinges.
- Large work area at the back of the machine. Lifts up easily when needed and down when not (so it doesn't have to be open all the time). It has a very sturdy gate leg design with Quilters/Patchworkers in mind but is ideal for all sewing projects..
- Handy storage holder for your machine insert.
- Attractive soft formed bevelled edging finish to the tops.
- Arrives fully assembled, the cabinet is beautifully finished front to back, inside and out.



Now fitted with a cable port in the back of the cabinet for improved cable management



CLOSED - WIDE 83.5cm (33") DEEP 56cm inc. drop leaf back (22") HIGH 76cm (29 3/4")

Colour Chart



Teak, Beech

The Maxi Outback is our most compact cabinet that will fit virtually all the big long armed sewing/ quilting machines!



The Maxi- OUTBACK closed in teak , nicely finished with a soft formed edge

MODEL 1052 Price includes flatbed inset (The Cutting mat shown is an optional extra - see pg.37)

The
GEMINI

- a super compact Sewing / Quilting station

*The Gemini offers' great
value for money!*


So Compact!



*Centre of needle sewing
position & back supported work area.
Ideal for people who want that bit more
but are a bit tight for space.
Fitted with our longer air-lifter.
(Take a look at page 38 to see how the air-lift works)*

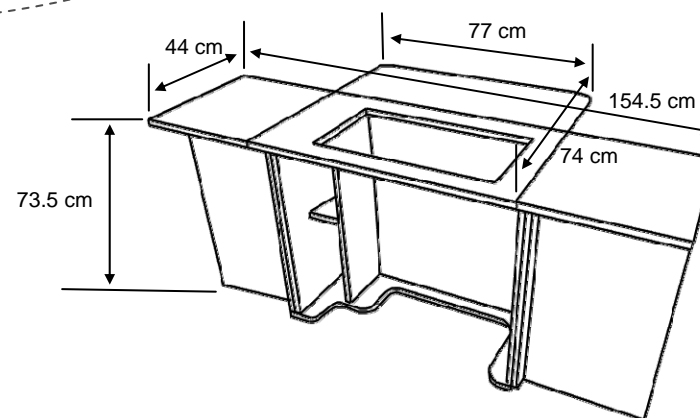
*Only needs
2½ ft by 1½ ft
floor space
when closed*

Colour Chart



Teak, Beech, White

*NEED MORE STORAGE?
You can add a Rolla
storage unit to match
in with his model!*



CLOSED - WIDE 77cm (30¼") DEEP 46cm (18¼")
inc. drop leaf back HIGH 76cm (29¾")



**The GEMINI - pictured here in Beech— is fitted with the excellent
recessed door design and handy easy up compact back flap**

- Extra stable, open base construction; 7 lockable easy rolling castors, are attached to a specially designed reinforced frame.
- 3 step push down release air-lift mechanism means a quick push down moves your machine from storage to flatbed to free-arm positions and will fit many domestic sewing machines on the market new or old!
- Door storage bins are recessed under the lid by means of a specially constructed angled door system this allows your fabric to drape down without catching or disturbing the door bin contents.
- Fantastic newly designed spacious, see through thread boxes that are designed to be removable. This not only makes finding thread etc.. Easy... but you can take them with you as well! Also a handy magazine compartment with dividing shelf which adds even more storage.
- The work surface is fitted with flush mounted non snag hinges.
- Centre of the needle sitting position, allows you to be directly in front of the needle when sewing.
- A compact, convenient lift up work area at the back of the machine. It lifts up easily when needed and down when not (so it doesn't have to be open all the time). It has a very sturdy gate leg design with Quilters/ Patchworkers in mind but is ideal for all sewing projects.
- Arrives fully assembled, the cabinet is beautifully finished front to back, inside and out.



**The GEMINI -
Super compact closed**

MODEL 2011 Price includes flatbed insert (The Cutting mat shown is not included)

The CALYPSO

-one of our most ingenious designs.... ever!

Go Electric!

with this model

(See page 39 for more information)

It will store both your sewing machine and overlocker or perhaps your smaller workshop sewing machine

Fantastic open seating area design

- Centre of the needle sitting position, allows you to be directly in front of the needle when sewing.
- Extra stable, open base construction; 8 easy rolling (3 lockable) castors, are attached to a specially designed reinforced frame.
- 3 step push down release maxi air-lift mechanism means a quick push down moves your machine from storage to flatbed to free-arm positions and will fit all domestic sewing machines on the market old or new!
- Spacious, see through door storage bins make finding thread etc.. easy.
- Door storage bins are recessed under the lid by means of a specially constructed angled door system this allows your fabric to drape down without catching or disturbing the door bin contents.
- The work surface is fitted with flush mounted non snag hinges.
- A large deep drawer with steel gliders.
- Stores both a sewing machine and an overlocker. Or maybe a second smaller, portable machine....
- Entire cabinet glides closed, and locks for child safety when not in use.
- Handy storage holder for your machine insert.
- Attractive soft formed edging finish to the tops.
- Arrives fully assembled. The cabinet is beautifully finished front to back, inside and out.

The CALYPSO - still compact when Closed



Compared with many of our larger units the CALYPSO needs very little extra floor space when its closed

Inspired door Design



Now fitted with a new 'inset' design where the inset sits inside the aperture on a ledge thus giving an even flusher, smoother, sturdier surface from tabletop to machine arm.... You'll love it!

Like our SUPERIOR model the CALYPSO is made with greater depth to the cabinet which is another subtle way of adding to the perfect seating position

Colour Chart



Teak, Beech, White

Fantastic central seating area.
For it's compact size, there's never been anything quite like this!!

Fitted with our Horn Maxi air-lifter!

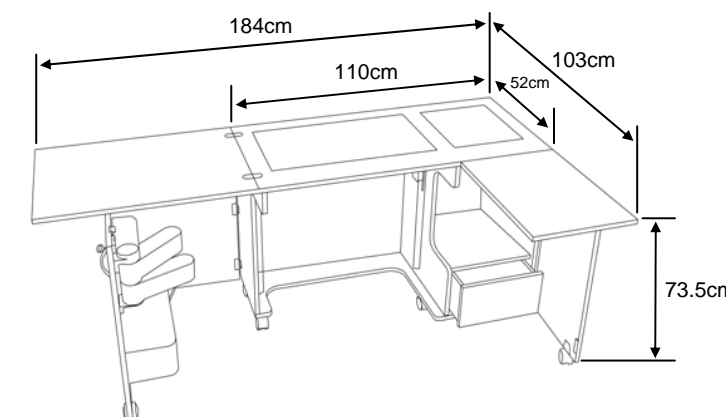
Ideal for the new extra large sewing machines-such as the New Pfaff Icon, Bernina 700 & 800 series, Brother V series, Janome Horizon Range and Husqvarna Epic amongst others but its not just for larger machines its also ideal for all normal sized domestic sewing machines too!

(Take a look at page 38 to see how the air-lift works)

Now fitted with a cable port to the back of the cabinet for improved cable management



The radical CALYPSO design gives plenty of width and depth to give you greater leg room and ultimately comfort. Made even better if you add our Horn Hobby chair to enhance your perfect sewing position!



CLOSED - WIDE 110cm (43½") DEEP 52cm (20") HIGH 76cm (29 ¾")

MODEL 1092 Price includes flatbed inset

The
NOVA

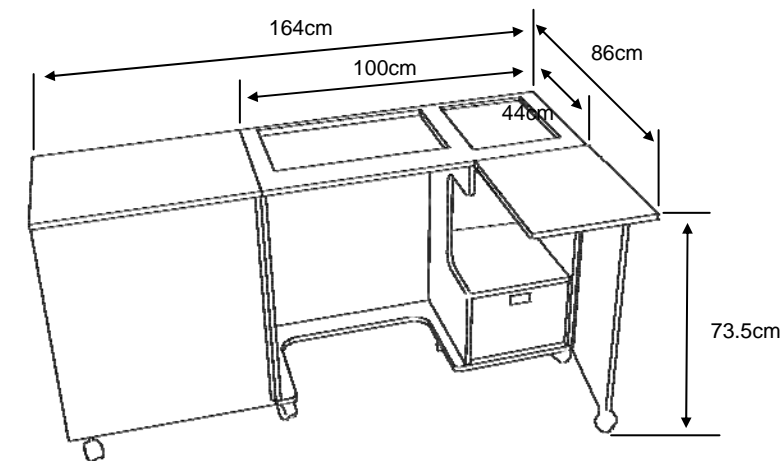
- the Classic Sewing Cabinet



Closed the NOVA is a handsome compact piece of furniture shown here in Medium Oak

Improved
Design!

With the NOVA you can store both your sewing machine, overlocker and all your vital sewing accessories in one easy to get at location - no problem!



CLOSED - WIDE 100cm (39½") DEEP 44cm (17½") HIGH 76cm (29¾")

Heaps of storage
& fitted with a
handy removable
accessory tray


- Tops open to become work area extensions and an organiser door that swings open smoothly and easily and locks into place.
- An extra deep drawer, handy shelf, and a recessed table top accessories organiser adds even more storage.
- Extra stable, open base construction; 7 easy rolling lockable castors, are attached to a specially designed reinforced frame.
- 3 step push down release air-lift mechanism means a quick push down moves your machine from storage to flatbed to free-arm positions and will fit many domestic sewing machines on the market old or new!
- Spacious, see through door bins make finding thread etc.. easy.
- The work surface is fitted with flush mounted non snag hinges.
- Door storage bins are recessed under the lid by means of a specially constructed angled door system this allows your fabric to drape down without catching or disturbing the door bin contents.
- A large deep drawer with steel gliders.
- Handy storage holder for your machine insert.
- Stores both a sewing machine and an overlocker.
- Or maybe a second smaller craft class machine
- Entire cabinet glides closed, and locks for child safety when not in use.
- Arrives fully assembled. The cabinet is beautifully finished front to back, inside and out.



Now fitted with a new 'inset' design where the inset sits inside the aperture on a ledge thus giving an even flusher, smoother, sturdier surface from tabletop to machine arm.... You'll love it!



Colour Chart



Fitted with our longer air-lifter

(Take a look at page 38 to see how the air-lift works)

Available in 5 finishes!

Our most
compact unit that
can take both an
overlocker and
sewing machine



Now fitted with a cable port to the back of the cabinet for improved cable management

Teak, Beech, Medium Oak, Light Oak, White

MODEL 1081 Price includes flatbed inset

The CUB plus

- the Cub's still as cheeky as ever!

NEED MORE STORAGE?
You can add a Rolla
storage unit to match
in with this model!

SO COMPACT!
Only
2 ft by 1½ ft
when closed


Fitted with our standard air-lifter.

(Take a look at page 38 to see how the air-lift works)

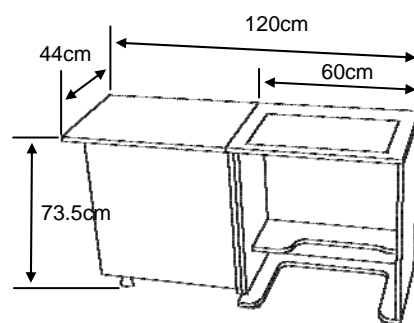
- Extra stable, open base construction; 5 easy rolling lockable castors, are attached to a specially designed reinforced frame.
- 3 step push down release air-lift mechanism means a quick push down moves your machine from storage to flatbed to free-arm positions and will fit many domestic sewing machines on the market old or new!
- Fantastic newly designed spacious, see through thread boxes that are designed to be removable. This not only makes finding thread etc.. Easy... but you can take them with you as well!
- Door storage bins are recessed under the lid by means of a specially constructed angled door system this allows your fabric to drape down without catching or disturbing the door bin contents.
- The work surface is fitted with flush mounted non snag hinges.
- Arrives fully assembled, the cabinet is beautifully finished front to back, inside and out.

The Cub+ offer's so much for your money!

Colour Chart



Teak, Beech, White



CLOSED - WIDE 60cm (23¾") DEEP 44cm
(17½") HIGH 76cm (29¾")

MODEL 1010 The flatbed insert is an optional extra with this unit at £42



The CUB plus is super compact
when closed

Horn HIDE-AWAY

- Get mobile with the Hide-away

Now fitted with wheels, a leg securing
strap for even easier portability and a
handy tape measure!

Improved
Design!


The Hide-away quickly
unfolds into a sturdy open
legged sewing area with
both a free-arm sewing
position and more
importantly a uniquely
designed flat-bed sewing
position. Ideal convenience
for today's sewers'
mobile needs.

Have a look at the
movie on our website
to see just how easy
this is to open and
close

I only weigh 16.5Kg's!

- Ingenious and unique lift up flatbed work surface. This allows you to comfortably work on the Hide-away as just a table or its quickly convertible to a flatbed work area for more specialized sewing at the correct height,
- An insert cut specifically to fit around your sewing machine to give you a large flatbed work area—**Insert Included!**
- Made with a hard wearing, clean white finish,
- Solid, sturdy & quality construction, **it will really surprise you how good it is!**
- Portable design which allows it to easily be taken with you and your machine,
- Arrives fully assembled, and ready to go!

The Hide-away folds down quickly & easily allowing it to be portable
and to store in any convenient household location or taken with you
to a friend's house, club or class perhaps?



Model 34



Available in a fresh clean white finish
with a matching white frame

Dimensions:- Wide: 106cm (41¾") Deep: 49.5cm (19½")
High: 69.5cm (27¼") open 79cm (31")

ROLLA STORAGE

- A great storage idea from Horn



The Rolla storage is so compact and neat...

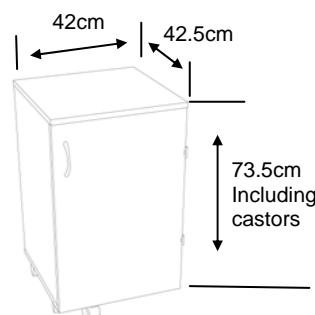


The Rolla storage will sit happily either side of your existing Horn sewing cabinet or have 2..... one for both sides of your cabinet. You've plenty of storage now!

- Compact and easily mobile on 5 large lockable castors.
- 270° door hinges which allow the door to fold conveniently out of the way when its open.
- Robust removable storage trays, ideal to be taken to where you need to work.
- Available in 3 popular finishes; Fresh Beech, Warm Teak and now in Clean White.
- Solid, sturdy & quality construction.
- Made to match in with, more specifically, the Gemini, Cub Plus, Quilter's Delight Mk2 and Elements but will compliment any existing Horn cabinet.
- Arrives fully assembled, the cabinet is beautifully finished front to back, inside and out.
- Made to match the height of a Horn cabinet when its open so creating a valuable level & increased work area.




The Rolla Storage closed is compact enough to fit in anywhere.



CLOSED - WIDE 42cm (16½")
DEEP 42.5cm (16¾") HIGH 73.5cm (29")

MODEL 906 shown in Beech

Colour Chart



Teak, Beech, White

Deluxe 5 drawer ROLLA STATION

- A great deluxe 5 drawer version of our versatile Rolla Station



Closed the Deluxe 5 Drawer Rolla Station is compact enough to fit in anywhere.




This handy new unit has so many uses...

- Compact and easily mobile on 5 lockable castors.
- Fitted with thread holders on a removable platform in every drawer, this allows you to choose whether you'd like to use the drawer for thread or just as a normal drawer, (there are 38 spots per drawer for threads).
- Supplied with a handy built in pressing/ ironing board & 45cm x 30cm cutting mat!
- Opens up to give another work surface.
- Available in 3 popular finishes; Beech, Teak and White.
- Made to match in with, more specifically, the Superior, the Calypso, Maxi -Eclipse, Maxi- Outback, Nova, Hilo & Sewer's Vision but will compliment any existing Horn cabinet.
- Arrives fully assembled, the cabinet is beautifully finished front to back, inside and out.
- A great all round unit to add to your existing Horn set-up.



Colour Chart



Teak, Beech, White



CLOSED - WIDE 43.5cm (17¼") DEEP 54cm (21¼") HIGH 76cm (30¼")

MODEL 908 shown in Beech

The New Horn Tri-Star!

- you can sew at it, stand and cut out at it and you can store in it!
3 great uses...imagine the possibilities..!

Go Electric!
with this model
(See page 39 for more information)



Fitted with our Horn Maxi air-lifter!
Ideal for the new extra large sewing machines, such as the Janome Horizon Range, Brother V series, Bernina 800 series or Husqvarna Epic amongst many others but its not just for larger machines its also ideal for any size of domestic sewing machine too!
(Take a look at page 38 to see how the air-lift works)



Shown above with the machine down and the solid filler piece (included) in place enabling the Tri-Star to be used for many other applications.

Compact & mobile– the Tri-Star – folded away.




The Tri-Star is the perfect centre island for your craft room...




Pictured above from the other side this shows the Tri-Star's huge amount of storage space. Stand and work with everything to hand.

- Gives you 3 essential uses– Sew at, work at, store in!
- The 4 Shelves and 5 drawers offer great storage potential for your important accessories and unfinished projects.
- You can either stand and sew at it, something that becoming more popular, or sit and sew ideally with a tall chair due to its height. Your foot control can be placed inside the unit on the bottom shelf.
- Or if a work surface is needed, your machines is on a horn air- lifter, so you can push your machine away to its storage position fit the solid filler supplied and now use your table for pretty much anything!
- Super sturdy with 9 castors, 5 being of a heavy duty commercial construction which can lock if needed. These are fitted to the main body as well as 4 standard castors, one fitted to each door, for extra support. This also give's easy mobility regardless of the stored weight.
- Arrives in a 'ready to assemble' form making it ideal to build up in awkward or hard to get to locations in the home.



A handy cable port is fitted to the side of the cabinet for improved cable management



Beech, White

Designed to stand or sit at.
Centre of needle sewing position.
Ideal for all sewing, quilting & craft applications.

Puts everything in one place at your fingertips

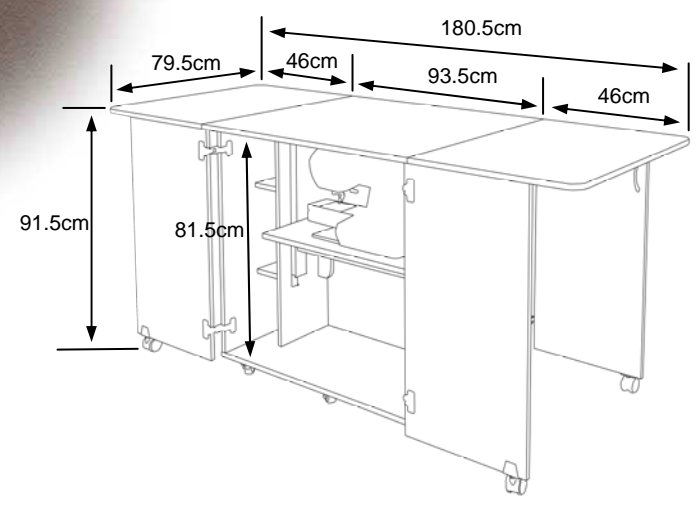
A large table top surface of 80cm(71ins) by 79cm(31ins)

A Horn hobby 'Tall' chair makes an ideal companion to this unit!
(Take a look at page 35 to see one)



91.5cm / 36ins !

Stand and store one side, work your sewing machine from the other!



CLOSED - WIDE 93.5cm (38¾") DEEP 79.5cm (31½") HIGH 91.5cm (36")

Please note that due to its size, this unit arrives in a 'ready to assemble' form. MODEL 3012. Price includes flatbed inset

- another great idea from Horn

Ideal for all types of hobby... Sewing, Quilting, Patch work, Cutting, Piecing....anything!!



This is real magic!

Your sewing machine can be operated in either a table top position (for free-arm or embroidery use etc...) or lowered for our inset to be fitted around it to give a huge flatbed sewing position. Alternatively you can remove your machine entirely and use it as a large cutting out surface.

Unrivalled
freedom & Comfort.
No more kneeling,
bending or stooping ...
for anyone

It easily & conveniently folds up out of the way when not being used

NEED MORE STORAGE?
You can add a Rolla storage unit to match in with this model!

Great table size;
64" by 36"
Ideal for all craft uses.

- Tough, knock resistant ABS edging surrounds the top of the table- for increased durability.
- 1" thick table top for extra strength.
- Tilts for storage by means of a pull release catch mechanism to give back valuable floor space to your room.
- Easily height adjustable by simply turning a crank handle.
- Can be raised to work on above other furniture in your room.
- A large height adjustment range to suit virtually any user. Can be lowered to sit at or raised to stand and work at.
- Clever platform mechanism that your sewing machine sits on which can either be dropped for flatbed use (using an inset) or raised for free-arm and embroidery arm use.
- Maxi aperture; giving it the ability to fit even the largest sewing machines on the market.
- One inset to fit your sewing machine is included
- Easily mobile on 4 large, fully lockable wheels.

Fitted with our Horn Maxi sized opening!
Ideal for the new extra large sewing machines, such as; the Bernina 700 & 800 series, Brother V series, Janome Horizon Range and Husqvarna Sapphire amongst others but its not just for larger machines its also ideal for any size of domestic sewing machine!

New! Folding handle

Easy and quick height adjustment by the turn of a handle.
Maintenance free, reliable & simple to operate!

Colour Chart

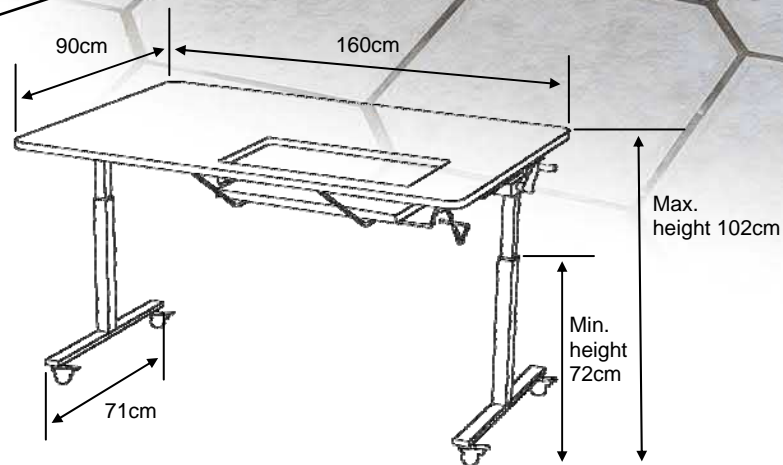


White

New
Improved design!



4 large, rubberised, smooth running, lockable castors



MODEL 3004 Price includes flatbed inset .

The
HI-LO

- arguably the best craft table.... ever!

The Horn HILO – the table that's taking the Sewing, Patchwork & Quilting community by storm.

Something that we've been asked for over and over again in the past is a large work surface that has the ability to have its height adjusted. Well its taken its time and after pain staking development.... its now here! From first viewing what's immediately obvious is the quality and strength of its build, it has the same 1" inch thick table top as the *STELLA* unit, this gives true support & strength when heavy duty use is required and it has a durable ABS knock resistant edging to put up with years of use. It's finished with a hard wearing, fresh and tasteful Beech veneer. The main construction is of strong steel covered in a home friendly, durable, cream powder coated finish and is fitted with easy mobile lockable wheels, which again are of a commercial grade finish. It is capable of adjusting from a comfortable sitting height of 70.5cm to a full 97.5cm standing height (approx), the overall work area is 102cm (40") x 152.5cm (60") something that will impress even the mightiest of its users. The height is adjusted simply by turning a crank handle which is situated on the side of the table, this crank adjustment has a high turn ratio which allows the user to smoothly and easily raise or lower the table even whilst weight is on it, be it a light project or even with heavier items such as sewing machine equipment. The hand crank system is simple but very effective, foolproof and extremely reliable with far less to go wrong, this will ensure years of trouble free service for which Horn has become renowned.

But what if space is a problem? No problem another great feature of the HILO is that it allows the table to tilt upwards out of the way so when not needed it can give back valuable floor space to your room, once up it can be used as a handy design wall.



The HILO conveniently folds up out of the way when not in use

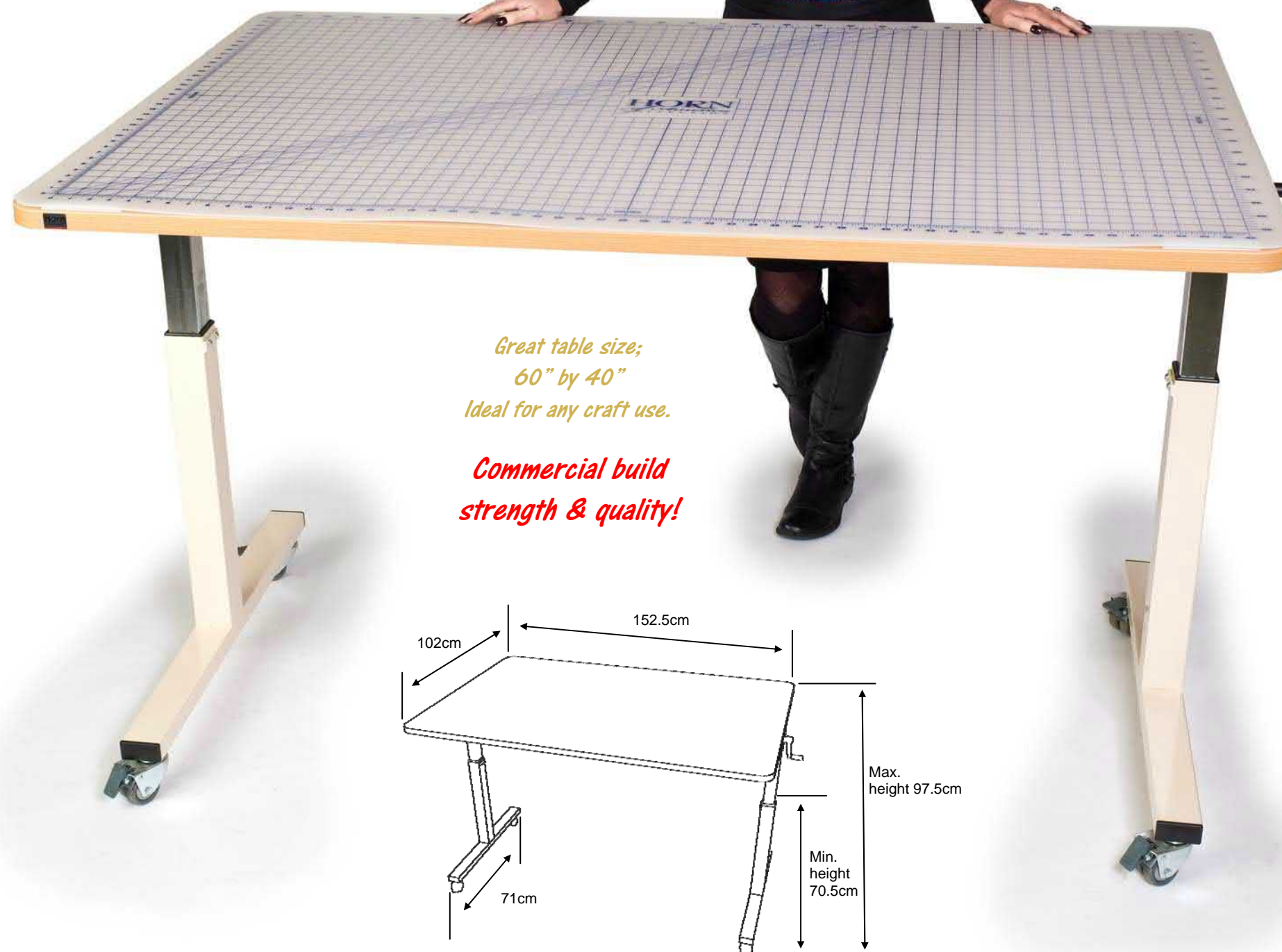


Quick, easy, pull-catch release system to tilt table

Get the perfect seating position by using our 'Tall' hobby chair
See pg.35



The HILO will easily lower to your sitting height and allows huge leg room



Great table size;
60" by 40"
Ideal for any craft use.

**Commercial build
strength & quality!**

Unrivalled
freedom & Comfort.
No more kneeling,
bending or stooping
.....for anyone


NEED MORE STORAGE?
You can add a Rolla
storage unit to match
in with this model!

Easy and quick height
adjustment by the
turn of a handle.
Maintenance free, reliable &
simple to operate!

Not just for
sewing....
ideal for photography,
graphic work or any
craft use

The HILO will raise to
your perfect height.
Pictured here with the
optional Horn
Cutting/ Craft mat

Colour Chart



Beech

MODEL 3005

The Maxi HOBBY - TABLE

- ▶ 87cm (34¼ins) height is ideal for working while standing up. No bending, kneeling or stooping!
- ▶ Extra Stable construction; easy-rolling castors are attached to a specially designed reinforced frame, much more stable than a folding or dining room table.
- ▶ Rounded corners keep your projects safe from snags and from children catching themselves accidentally.
- ▶ Handy storage cupboards located on both sides.
- ▶ Storage shelves are adjustable or removable.
- ▶ Entire unit quickly folds down and easily rolls away when not in use.
- ▶ Comes fully assembled. Table is beautifully finished front and back, inside and out.

- ▶ A table ideal for Cutting, Quilting, Sewing, smocking in fact any hobby!
- ▶ Storage for both your sewing machine and an overlocker
- ▶ There are storage cupboards on both sides
- ▶ Rounded table corners for safety



Useful storage cupboards both sides...



...one side fitted with an adjustable shelf for larger items...



...the other fitted with removable storage baskets.

Extra stable double leg design




The correct height to stand and work at

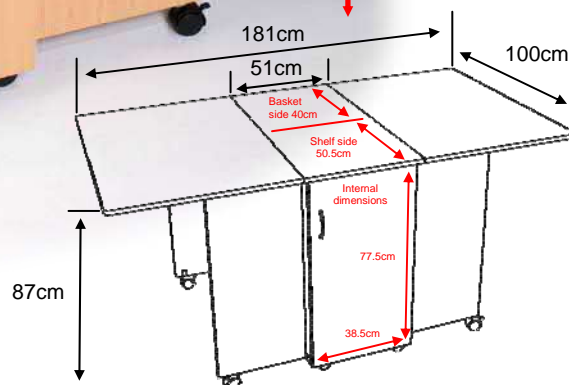
87cm/
34¼ins

New larger table size

Colour Chart



Teak, Beech, White



CLOSED - WIDE 100cm (39½") DEEP 51cm (20") HIGH 87cm (34¼")

MODEL 2005 - (The Cutting mat shown is an optional extra— see Pg.37)

The CUT EASY Mk2



The Cut Easy Mk2 with cutting/ working surface open.

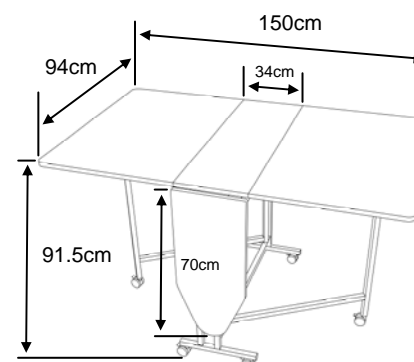


The Cut Easy Mk2 completely folded down.



The Cut Easy Mk2 with a partially opened cutting/working surface & pressing table up.

- ▶ Extremely compact when closed.
- ▶ Very versatile for all types of craft use.
- ▶ Sturdy construction.
- ▶ Ideal standing height.
- ▶ Handy built in pressing/ ironing board.
- ▶ Huge work surface when fully opened.
- ▶ Easily movable on large lockable castors.
- ▶ Arrives in a ready to assemble form which makes it ideal to build up in awkward to get to places in the home.



Dimensions when closed:
34cm (13 1/3") Wide
94cm (37") Deep
91.5mm (36") High

Colour Chart



White



Cut Easy MK2 completely opened up

Great standing height...
36ins!

MODEL 105 - Please note that this unit is self assembly. (The Cutting mat & scissors shown are optional extras— see pages 36 & 37)

The ELEMENTS




The 'Elements' Sewing table (Model 201)



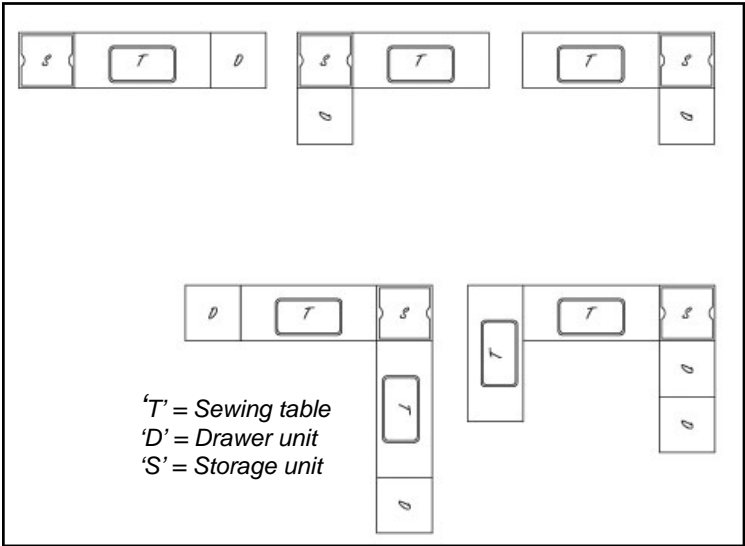
The 'Elements' Drawers (Model 202)



The 'Elements' Storage chest (Model 203)



Teak, Beech, White



Mix and match units to create your perfect sewing set-up!

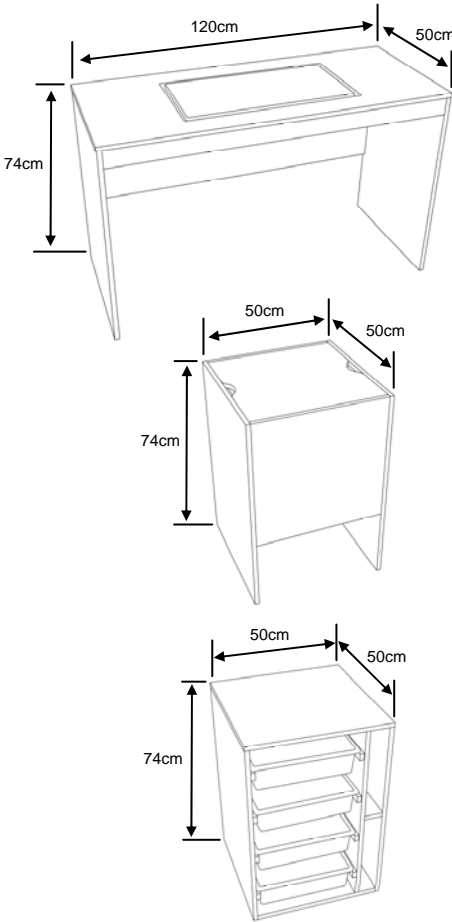
3 different types of unit allowing you to Choose your own arrangement!
The clever modular design gives many different configuration possibilities allowing it to fit perfectly into your home. When assembled each unit can be fixed together (with fixings screws provided) to give a sturdy continuous surface. Above we've shown a few setup ideas to get you started....

The Elements when combined becomes so much more than the sum of its parts!



A huge spacious seating area allowing the perfect seating position!

Fitted with our maxi opening!



They can be fixed together!

- Available in 3 of our most popular finishes.
- The 'Elements' clever design allows for many different configurations to fit in with your room.
- Fitted with our maxi aperture/ opening giving it the ability to fit even the largest domestic sewing machines.
- Like our Sewers Vision the Elements table (Model 201) is fitted with a 2-position manual mechanism platform which allows either a flatbed or free-arm sewing position. Each position can be reached by using a quick release adjustment lever. To get the most out of the flatbed position you can purchase a separate flatbed inset (part number- 1942) which can be cut to fit your particular brand and model of sewing machine.
- Great value. Start with just the main table unit and add to it depending on what you decide at that time or at a later date, making it easily affordable.
- Arrives in an easy to assemble form which makes for easy collection and allows it to be built up in awkward to get to places in the home.

Please note that these units are self assembly. The flatbed inset (1942) is an optional extra with this unit at £58

The STELLA Mk2

- Semi-industrial embroidery machine stand

Commercial build strength & quality!

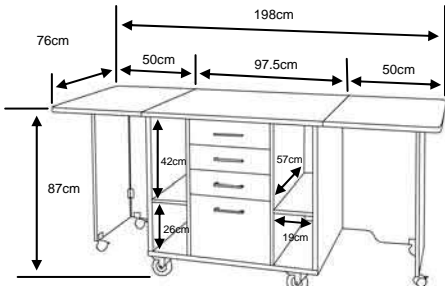


The STELLA Mk2 (Closed)

Due to its height, strength & storage the Stella Mk2 is perfect for all kinds of craft and embroidery machines.



A cleverly hidden unique slide out hooping platform above the top drawer



CLOSED - WIDE 97.5cm (38.3") DEEP 76cm (29.9") HIGH 87cm (34.2")

- 3 Standard drawers (inside measurement of 36cm W x 57cm D x 6.5cm H)
- 1 Deep drawer (inside measurement of 36cm W x 57cm D x 22.5cm H)

Huge storage capacity drawers and pigeon holes ideal for awkward specialist items e.g. embroidery hoops etc...



A perfect height to stand and work at!

Colour Chart



White

The STELLA Mk2 Model 3006 (Opened) Please note that this unit is self assembly.

Horn AIR-LIFTER

- Horn rear mounted 3 step sewing machine air-lifter




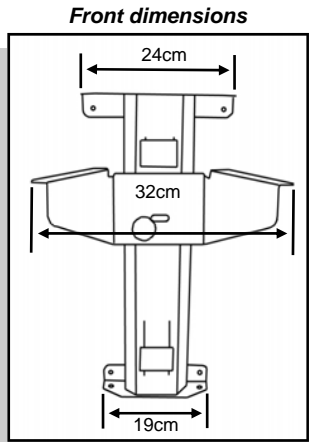
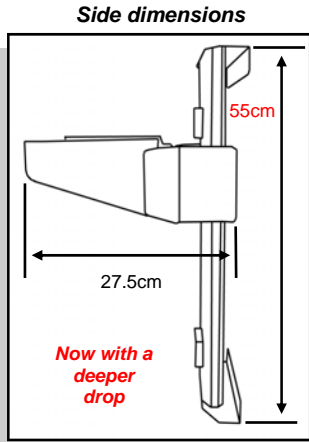
New improved design, made to deal with today's larger heavier sewing machines

- Now made with a deeper drop (55cm- previous lifter 50cm) and a more powerful gas lifter to cope with today's larger, taller & heavier sewing machines.
- Versatile fixing ability with multi-hole brackets.
- Easier fitment or removal due to its all in one style.
- Smooth & simple to operate lifting operation.
- Solid movement on 8 steel ball roller bearings.
- Fitted with a position locking screw.
- Automatic push-down release mechanism, (no levers), enabling an easy lifting and storing operation for your sewing machine.
- 3 adjustable stop positions.
- Durable zinc plated finish on the mast.
- Solid, reliable German made quality.

German made quality!



Sewing machine air-lifter side shot




New Improved design!

Sewing machine air-lifter front shot

Now made with a deeper drop & fitted with a more powerful gas lifter!

Flat-bed Extension table

Dimensions of Extension surface:
488mm (19 1/4") Wide
294mm (11 9/16") Deep




- Custom cut to fit almost all sewing machines.
- Handy, portable size.
- Quick, easy assembly.
- Adjustable height legs to allow easy height adjustment to suit your machine.
- Ideal for all those current or older sewing machines that an extra flatbed adapter table either wasn't made for or now not available for.

CAN BE CUT TO FIT
ALMOST ALL SEWING
MACHINES

An adapter to extend
the flatbed work
surface of your
sewing machine.




Extra large deluxe flat-bed extension table



Dimensions of Large Extension surface:
605mm (24") Wide
450mm (18") Deep

CAN BE CUT TO FIT ALMOST
ALL SEWING MACHINES



An extra large deluxe
adapter to extend
the flatbed work
surface of your
sewing machine.

- Increases your sewing arm to a huge 24ins x 18ins sewing area.
- Can be cut to fit almost all brands of sewing machine.
- 5 height adjustable legs, that can be adjusted to level the table perfectly with your sewing machine.
- Super sturdy! Made from tough, 6mm thick transparent Perspex.
- Light & compact enough to be portable with your sewing machine.
- Beautifully finished with soft formed edges to give you smooth, catch- free movement of material.
- Fitted with a handy tape measure.
- Ideal for all those current or older sewing machines that an extra flatbed adapter table either wasn't made for or now not available for.

The HOBBY - CHAIR

- the original Horn Hobby Chair



ENDORSED BY....

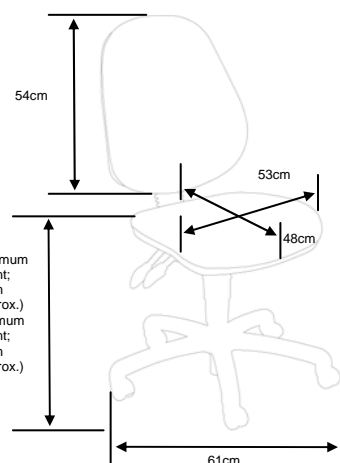
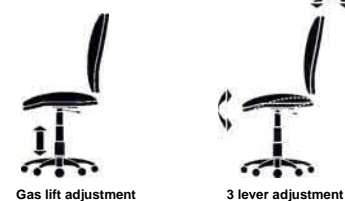


R. QUINN,
MCSP, Reg.Mem. HPC, Mem.IEHF
and ACPOHE


As any hobbyist will tell you the most important things you'll need when sitting for long periods is comfort, good support and most importantly a correct sitting posture. The Horn **HOBBY CHAIR** offers all these and more, it features a 3 lever mechanism, this gives precise adjustment of your seating position by allowing you not only to change the height of the chair but the rake, seat tilt and back height positions...just like a luxury car seat. The Horn **HOBBY CHAIR** also offers a sculptured, deep, luxuriously padded seat and back with an approved contoured lumbar support to fit perfectly into your body. It can be quickly raised or lowered to your desired position by means of a gas elevator and is fitted with a smaller castor base to allow you to fit easily into your sewing cabinet. To finish off the perfect chair you have three hard wearing fabrics to choose from **and now** our special 'Limited Edition' fun sewing canvas fabric as well! It's the perfect chair to finish off your perfect sewing room!

"The best seat in the house is now endorsed & approved!"

The Fabric pictured is our new fun sewing canvas fabric



All dimensions are approximate




Fabric Chart

Like to see a sample of a fabric? - No problem
Contact us on 01793 834304 and we'll sort it out for you.

Our 'Tall' HOBBY - CHAIR

- the Horn 'Tall' Hobby Chair



Fabric Chart

Like to see a sample of a fabric? - No problem
Contact us on 01793 834304 and we'll sort it out for you.

"The best seat in the house just got taller!"

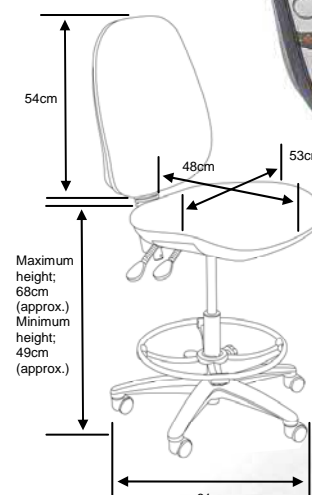
Excellent comfort and support!

New Fabric!

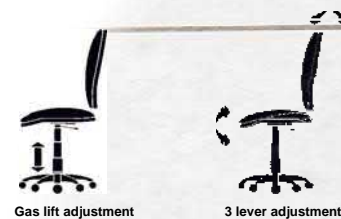
ENDORSED BY....



R. QUINN,
MCSP, Reg.Mem. HPC, Mem.IEHF
and ACPOHE



All dimensions are approximate



All the advantages of our normal Hobby chair....
but now with extra height!

The Fabric pictured is our new limited edition fun sewing canvas fabric. Both our 'Tall Hobby' and original 'Hobby' chair's are currently available in this.



THE SAME GREAT FEATURES AS THE HOBBY CHAIR BUT NOW AVAILABLE WITH EXTRA HEIGHT.

This will allow you all the endorsed comfort and support of the original Horn Hobby chair but gives a sitting position with a far greater maximum height of 68cm off the ground! (The normal chair being 52cm). This is ideal for sitting at higher surfaces such as our HI-LO, Sewers Vision, Maxi Hobby table, Cut easy Mk2 and now our new Tri-Star utility table or maybe your own kitchen surface, in fact anywhere in your home that has a need for a higher sitting position. PLEASE NOTE: This chair isn't specifically for tall people. We have put a lot of effort into trying to develop it so that you are able to sit at either a sewing cabinet height of (approx.29-30ins) or sit at a standing height surface of (approx. 35-36 ins) but we realise that people are all different so these heights aren't perfect for everyone and might not work for you. If sitting at both of these types of unit is a definite stipulation of your purchase then it'd be best to try to sit on one first, to try it out, before purchasing it.

Range of HORN SCISSORS

The best scissors you'll ever get to use!



- Superior quality....high calibre, rust resistant Solingen stainless steel. No nickel is used in the manufacture of the steel alloy which gives anti-allergenic properties.
- In house, injection moulded, long life handles for superb ergonomic hand comfort. This gives excellent balance and lightness during use which lessens hand fatigue.
- 6 sizes to choose from covering virtually all sewing, quilting & craft applications.
- Hand ground by German craftsmen from a company with well over 100 years of experience in scissor production.
- Fitted with an adjustable fixing screw. This fixing has been specially designed in-house to allow the tension between the blades to be adjusted and, if separated by a professional, allows the re-grinding/ sharpening of the blades. This gives the possibility of an exceptionally long service life.
- Solid, reliable German made quality.



'A cut above the rest'

German made quality!

Excellent, long lasting sharpness- made using the highest grade stainless steel!

Horn Essentials

Another professional quality product from the new Horn Essentials range....



Precision ground by expert hands using traditional methods



The blades are connected using an in-house developed technique. Allowing for tension adjustment between blades.



Every pair of scissors are subject to a strict quality control procedure before being declared ready for sale.

LED LIGHT

Horn Essentials

Another professional quality product from the new Horn Essentials range....

- Constructed using the latest lighting technology in the form of a row of 42 LED's (Light Emitting Diodes).
- Dimmable. Can be adjusted from a soft warm mood style illumination to a high brilliant white light at a the touch of a button. This makes it ideal for all kinds of application from reading, sewing, embroidery, craft, really any all type of hobby work.
- Supplied with both a weighted base for easy table top standing or a versatile clamp to allow you to fix it to your cabinet or work bench.
- Multi positional ability. The inspired design has 6 flexible joints making its position highly adjustable.
- Low heat & an economical low energy saving 8 Watt electricity consumption.
- A long 30000 hours LED lifetime rating.
- Available in a Stylish, refined, clean white finish.
- Quality at an affordable price.

*A Quality craft lamp at an affordable price...
...you're going to just love this light!*



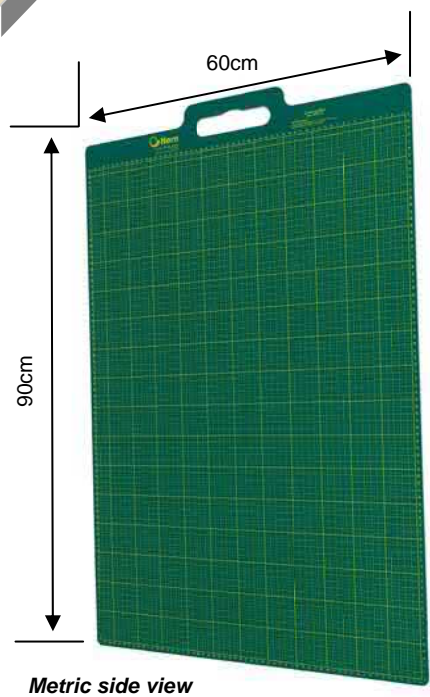
Extremely adjustable design!

Supplied with a handy lamp clamp, allowing you to fit it to other surfaces

Dimmable!

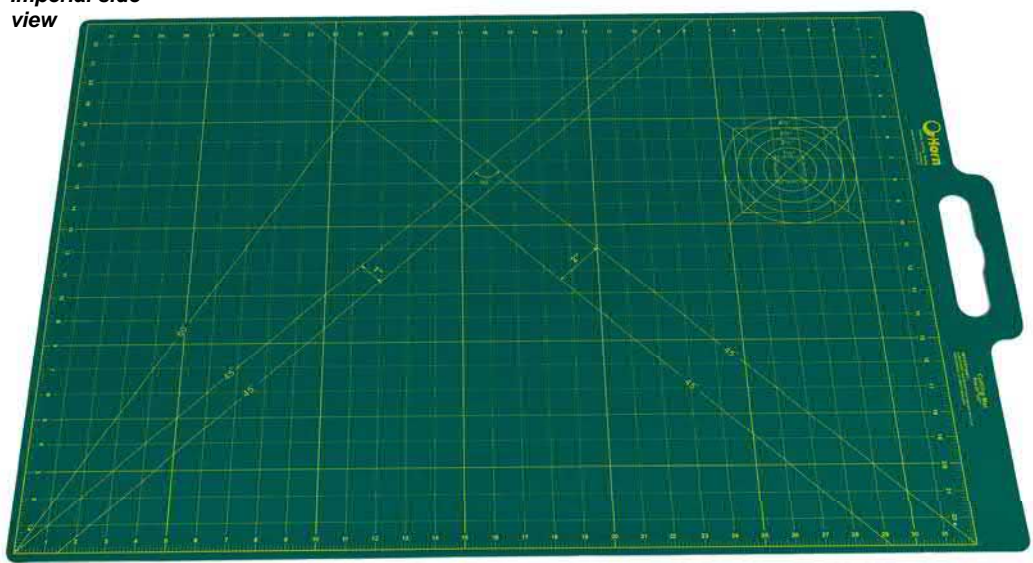
Our easy to carry cutting mat

Top quality!



Metric side view

Imperial side view



- Large, self healing, triple thickness (3mm), designed for rotary cutters.
- Tough, long lasting surface, helps extend the life of your blades.
- Accurate measurements & reversible. Inches & grids one side, metric measurements on the other.
- Made with the highest EN-71 specifications.
- Large 24ins x 34ins size (600mm x 900mm inc. handle).
- Convenient carrying handle, which doubles to allow you to hang the mat for storage.

The best mat you'll ever use!

Horn Essentials

Another professional quality product from the new Horn Essentials range....

The Horn easy air-lifter system explained....

It couldn't be easier or more effective. Simply push down on the top of your sewing machine and it will lift your machine to the desired position for you!


Our easy to use air-lift system can be adjusted to fit virtually any domestic sewing machine...



Table top position
(Free-arm position)



Stored position



Position for insert / inset
(Flat-bed position)

**YOU NEED NEVER LIFT
OR CARRY YOUR SEWING
MACHINE AGAIN!**



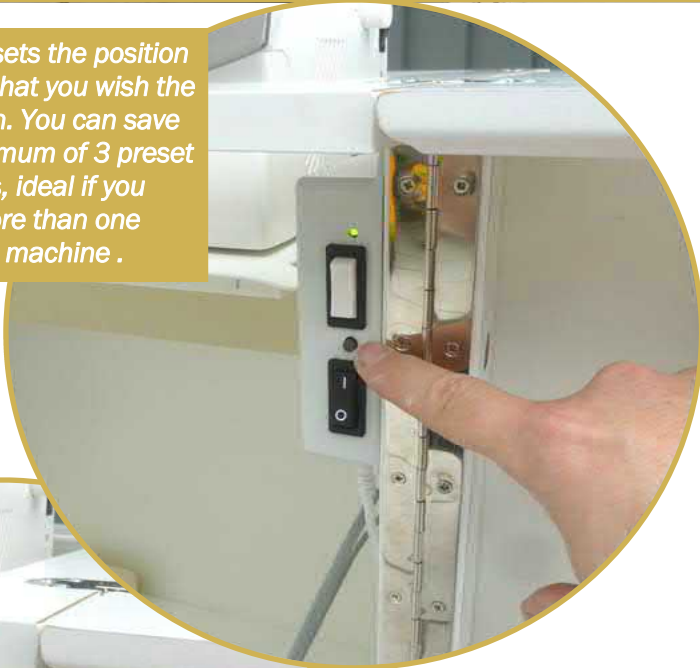
Go Electric!



An exciting new development from Horn means that you can now have a fantastic electric lifting platform .

You can now upgrade to an electric lifter with 5 of our models; the Superior, the Calypso, the Maxi- Eclipse, the Maxi- Outback and the Tri-Star. Also if you're already an owner of one of these cabinets dependant on its age and the size of the lifter fitted into it, we can arrange for an engineer to call out and fit an electric lifter into your existing cabinet. Charges will apply for this service. In order for us to do this your cabinet must be fitted with a maxi air-lifter to give the correct dimensions for fitting an electric lifter. For more information on costs please refer to our latest price list or contact us on 01793 834304.

This button sets the position or positions that you wish the lift to stop in. You can save up to a maximum of 3 preset positions, ideal if you have more than one sewing machine .



On / off switch



Up/ down rocker switch. Simply push up to go up and down to go down. It couldn't be simpler!



New